







West End First School

Apple Class Medium Term Planning Spring B 2020-2021

	Themes/Areas of Interest		Celebrations/Events/Visits/Visitors		Class Environment/Learning Areas/Display		
	Nursery Rhymes 1-2 Humpty Dumpty, Jack & Jill, Hickory Dickory Dock <ul style="list-style-type: none">Focus on rhyme and repeated phrases.Games Jasper's Beanstalk and Easter 3-5 <ul style="list-style-type: none">Signs of SpringGrowing Plants – cress, sunflowersEaster		<ul style="list-style-type: none">Mother's Day ^{14th} MarchEasterSpring activities		<ul style="list-style-type: none">Making/ Using puppetsContinue designated learning areas for e.g. role play, construction, writing, books, maths, creative...Develop opportunities for creativity through free choice in garden and indoors	<ul style="list-style-type: none">Introduce and develop garden Centre role play areaDevelop scientific investigation – fruit and seeds	
	Key Experiences each week						
	PSED	CAL	PD	LIT	MATHS	UW	EAD
Weekly				Continue Groupings for Phonics – am phonics input Fantastic Frogs – Phase 1 – environmental sounds Brilliant Bears – Phase 1- 2 focus on satpin Amazing Alligators – Phase 2 blending/segmenting	Continue groupings for maths – am maths input Fantastic Frogs - 1:1 touch counting to 5 then 10 Brilliant Bears – Recognising 1-5 Amazing Alligators – Using numbers to 5 – making sets, ordering to 5/from 5, missing numbers within 5		
Week 1 Feb 22nd - 26th Humpty Dumpty Jack & Jill	Support children to remember and follow classroom rules and routines. Support and remind children about the boundaries of the setting. Support and remind children to share and turn take when using resources. Playing turn-taking games.	Listen and respond to stories and Nursery Rhymes. Listen and respond to questions. Follow simple instructions. Playing coloured egg memory game.	Model/support using correct pencil grip – name writing. Gross motor- Big Toys. Malleable materials – play dough. Learning how to roll – pencil rolls. Cutting Humpty Dumpty Making lollipop stick puppets	Read and listen to familiar stories, support/model to children joining in with repeated phrases and refrains. Read nursery rhymes support children to listen for rhyme and rhythm. Recognising name card and clapping patterns for names.	Creating repeating pattern printed brick patterns for a wall. Building a brick wall outdoors. Matching a set of eggs to the numeral. Counting eggs.	Investigate eggs in different forms in sandwich bags – raw, boiled. Discuss how they are different. Looking at how an egg grows to a chick. – zig-zag book.	Making a Humpty dumpty collage – paper folding for arms and legs. 

<p>Week 2</p> <p>March 1st – 5th</p> <p>Jack & Jill</p> <p>Hickory Dickory Dock</p>	<p>Follow classroom routines.</p> <p>Show awareness of the boundaries of the setting.</p> <p>Share and turn take when using resources.</p> <p>Adults to work in areas to establish firm boundaries and learning intentions.</p>	<p>Follow instructions to tidy up and work in each area</p> <p>Introduce and build vocabulary linked to areas.</p> <p>Listen and respond to stories and Nursery Rhymes.</p>	<p>Model/support using correct pencil grip – name writing.</p> <p>Gross motor- Big Toys.</p> <p>Malleable materials – play dough.</p> <p>Learning how to roll – forward rolls.</p> <p>Cutting Humpty Dumpty.</p> <p>Making lollipop stick puppets.</p>	<p>Read and listen to familiar stories, support/model to children joining in with repeated phrases and refrains.</p> <p>Read nursery rhymes support children to listen for rhyme and rhythm.</p> <p>Recognising name card and clapping patterns for names.</p>	<p>Making a clock face using paper plates</p> <p>Using numbers in play – Learning to play ‘What time is Mr Wolf’.</p>	<p>ICT - Beebots iPads</p> <p>Provide opportunities to explore rolling and sliding objects.</p>	<p>Provide small world resources linked to Nursery Rhymes to encourage retelling of Rhymes.</p> <p>Making a clock face.</p>  
<p>Week 3</p> <p>March 8th – 12th</p> <p>Mother's day Jasper's Beanstalk</p>	<p>Support and remind children about the boundaries of the setting.</p> <p>Support and remind children to share and turn take when using resources.</p> <p>Playing turn-taking games.</p>	<p>Follow instructions to tidy up and work in each area</p> <p>Listening to and responding to the story of Jasper's Beanstalk</p> <p>Role Play in the Garden Centre.</p>	<p>Model/support using correct pencil grip – name writing for Mother's Day cards.</p> <p>Gross motor- Big Toys.</p> <p>Malleable materials – play dough.</p> <p>Using gardening tools appropriately to plant sunflower seeds.</p> <p>Tools in the water tray with soil, pots and seeds.</p>	<p>Discuss what happens in the story.</p> <p>Provide pictures to write a caption from the story.</p> <p>(Assessment opportunity)</p> <p>Non-fiction – Books about plants and growing.</p>	<p>Introducing vocabulary tall, short, taller and shorter.</p> <p>Comparing the height of plants.</p> <p>Counting seeds.</p> <p>Sorting seeds.</p> <p>Talking about coins in the garden centre.</p>	<p>Talking about Mother's Day – what will they do as a treat for Mum</p> <p>Talking about conditions for growth of plants.</p> <p>Planting sunflower seeds and cress.</p>	<p>Making Mother's Day cards.</p>  
<p>Week 4</p> <p>March 15th – 19th</p> <p>Jasper's Beanstalk</p>	<p>Support and remind children about the boundaries of the setting.</p> <p>Support and remind children to share and turn take when using resources.</p> <p>Playing turn-taking games.</p>	<p>Listening to and responding to the story of Jasper's Beanstalk</p> <p>Role Play in the Garden Centre.</p> <p>Bring me 3 items.</p>	<p>Model/support using correct pencil grip – name writing.</p> <p>Gross motor- Big Toys.</p> <p>Malleable materials – play dough.</p> <p>Using gardening tools appropriately to plant sunflower seeds.</p> <p>Tools in the water tray with soil, pots and seeds.</p>	<p>Discuss what happens in the story.</p> <p>Provide pictures to write a caption from the story.</p> <p>(Assessment opportunity)</p> <p>Non-fiction – Books about plants and growing.</p>	<p>Continue vocabulary tall, short, taller and shorter.</p> <p>Comparing the height of plants.</p> <p>Counting seeds.</p> <p>Sorting seeds.</p> <p>Talking about coins in the garden centre.</p>	<p>Talking about conditions for growth of plants.</p> <p>Observing sunflower seeds and cress growing.</p> <p>Discussing signs of spring – baby animals, leaves, flowers etc.</p>	<p>Collage of Jasper's Beanstalk.</p> <p>Mixing yellow and blue to make green for the leaves.</p> 

<p>Week 5</p> <p>March 22nd – 26th</p> <p>Easter</p>	<p>Support and remind children about the boundaries of the setting.</p> <p>Support and remind children to share and turn take when using resources.</p> <p>Playing turn-taking games.</p>	<p>Follow instructions to tidy up and work in each area</p> <p>Introduce and build vocabulary linked to areas.</p> <p>Listen and respond to the Easter story. Talk about the animals</p> <p>Look at Easter celebrations</p>	<p>Model/support using correct pencil grip – name writing for Easter cards.</p> <p>Provide opportunity to discuss hand hygiene when cooking – Easter nests.</p> <p>Easter Pictures to colour.</p>	<p>Looking at books about Easter.</p> <p>Clapping name syllables.</p>	<p>Counting eggs. Making sets of eggs which are the same/different. Matching a set of eggs to the numeral. Counting out eggs for Easter nests.</p>	<p>Talking about conditions for growth of plants.</p> <p>Observing sunflower seeds and cress growing.</p> <p>Discussing signs of spring – baby animals, leaves, flowers etc.</p> <p>Discuss how we celebrate Easter.</p> <p>Through making chocolate nests provide opportunities to discuss observations of objects/ingredients/ liquids/ changes</p> <p>Through making chocolate nests provide opportunity to discuss hand hygiene and germs.</p> <p>Provide opportunities to discuss healthy choices and how chocolate is treat food.</p>	<p>Making Easter cards.</p>   
---	---	---	---	---	--	---	---